








PROJECT		REF		REV	ITEM CODE	
LOCATION		DATE			PAGE	

SANITARY WARE SPECIFICATION SHEET

Item Descriptions	GROHE (Thailand) "Eurosmart Cosmopolitan" Chrome plated single-lever basin mixer 1/2" XL-Size	Illustration/ Drawing
Dimensions	L163 x W46 x H299 mm	 <div style="float: right; text-align: center;">     </div>
Model	23921000	
Finish	Chrome Plated	
Country of origin	Thailand	
Manufacturer	GROHE Limited	
Supplier	Acme Sanitary Ware Co. Ltd Mr. Eric Wong/ Mr. Don Yuen	
Contact Tel/Fax	(852) 2388-7171 / (852) 2710-8012	
E-mail	acme@acmesanitary.com.hk	
Website	www.acmesanitary.com.hk	
<p>"Eurosmart Cosmopolitan" Basin mixer 1/2" XL-Size</p> <ul style="list-style-type: none"> • monobloc installation • metal lever • for free-standing basins • 28 mm ceramic cartridge with GROHE SilkMove • with temperature limiter • GROHE StarLight chrome finish • GROHE EcoJoy mousseur 5.7 l/min • GROHE AquaGuide adjustable mousseur • rapid installation system • smooth body • flexible connection hoses • min. recommended pressure 1.0 bar 		

Note:

* All information of the above is for the reference only. No prior notice is made if any changes.



48/F, Immigration Tower, 7 Gloucester Road, Wan Chai, Hong Kong

本署檔號 : (2) in WSD 3321/2021 T/J(347/2021)
Our ref.
來函檔號 :
Your ref.

電話 :
Tel.
傳真 : 2824 0578
Fax.

22 March 2021



Approval of "GROHE" Basin Mixer (General Acceptance No. C20210302)

Your letter ref. WRC/2488 dated 22 February 2021 refers.

Having considered the test report ref. J25869A issued on 29 December 2020 by Nutek Systems (HK) Ltd., this Authority accepts that the fitting described below complies with, and its use when correctly installed does not contravene, the Waterworks Ordinance and Regulations.

Name of Manufacturer: Grohe AG
Country of Origin: Thailand
Brand: Grohe
Details of Fitting: 3/8" Single lever basin mixer
Model: 23921XXX
(where "XXX" denote the code of colour)
Body Markings: 
Expiry Date: 26 November 2025

This Authority hereby permits the use of the above fitting in fresh water plumbing systems subject to full adherence to Waterworks installation requirements. In particular, you are required to draw your customers' attention to the following requirement-

"The cold water supply to the fitting shall be drawn from the same source that supplies the hot water apparatus so as to provide a balanced pressure and to obviate the risk of scalding in the event of a restriction or failure in the water supply."

A condition of this acceptance is that the fitting to be installed shall be replicas of the sample as certified by the testing agent mentioned above and without modifications. This acceptance may be withdrawn at any time if the standard of the fitting installed fails to meet that of the approved sample or if the fitting is found to be unsuitable for use in fresh water plumbing systems.

This acceptance is only applicable to the main body of the fitting, unless otherwise specified.

For the use of the fitting in any project, the General Acceptance Number of this letter must be quoted as a means of identification of acceptance of the fitting by this Authority.

Should you have any enquiries, please contact our Engineer Mr. Terry KUNG at tel. no. 3583 4086.

Yours faithfully,



(Roger WONG)

for Director of Water Supplies

Encl.

c.c. WSD 3321/1/82] - without catalogue
 ME/MC] - with soft copy only